



FLOOD LIGHT 150W Model : OPTO FD 03

APPLICATION / DESCRIPTION

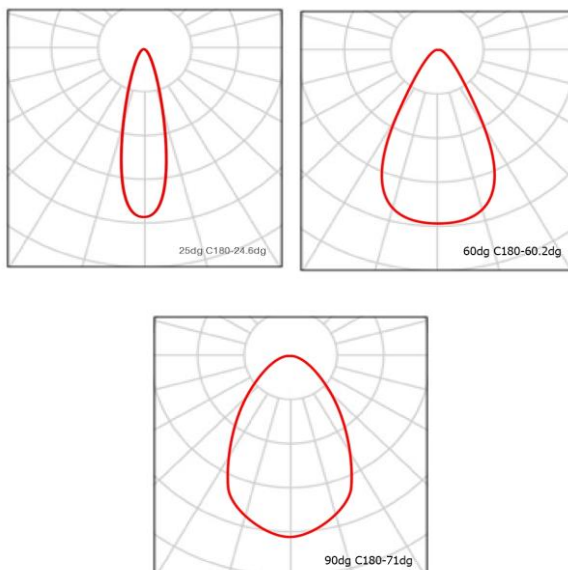
NEW DESIGN OR REPLACE OLD LAMP TO SAVING ENERGY AND LONG DURATION TIME

Specification


MODEL	OPTO FD 03
BODY MATERIAL	ALUMINUM 6063 extruded
INPUT VOLTAGE	85-265 VAC 50Hz
LED CHIP	SMD LUMILEDS
POWER	150W
LUMINOUS FLUX	>19500 LUMEN
EFFICACY	>130 Lm/W
COLOR RENDERING INDEX	70 Ra
LED COLOR TEMPERATURE	2700K-7000K
THDi	15%
POWER FACTOR	>0.9
WORKING TEMPERATURE	-20 to 45°C
LIGHTING SOURCE LIFE	50000 Hrs.
SURGE PROTECTION	6KV
IP PROTECTION RATING	IP65
DRIVER	PHILIPS



Lighting distribution curve



Dimension of Product



BEAM ANGLE 25°	BEAM ANGLE 60°	BEAM ANGLE 90°	BEAM ANGLE 120°	BEAM ANGLE 60*138°
LED MODULE IP65	SMD	SPD 6KV	LENS	WARRANTY 3Y

LED Light source



Driver



TUV NORD (THAI) LTD.

REG. TSI-TS 17025-1 QMS 9001

JUN. 1955-2551



FLOOD LIGHT 150W Model : OPTO FD 03

APPLICATION / DESCRIPTION

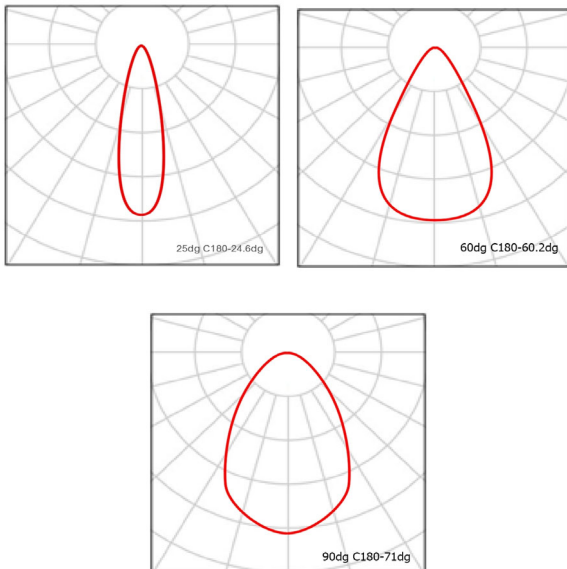
NEW DESIGN OR REPLACE OLD LAMP TO SAVING ENERGY AND LONG DURATION TIME

Specification


MODEL	OPTO FD 03
BODY MATERIAL	ALUMINUM DIE CAST
INPUT VOLTAGE	85-265 VAC 50Hz
LED CHIP	SMD LUMILEDS
POWER	200W
LUMINOUS FLUX	>26000 LUMEN
EFFICACY	>130 Lm/W
COLOR RENDERING INDEX	70 Ra
LED COLOR TEMPERATURE	2700K-7000K
THDi	15%
POWER FACTOR	>0.9
WORKING TEMPERATURE	-20 to 45°C
LIGHTING SOURCE LIFE	50000 Hrs.
SURGE PROTECTION	6KV
IP PROTECTION RATING	IP65
DRIVER	PHILIPS



Lighting distribution curve



Dimension of Product



BEAM ANGLE 25°	BEAM ANGLE 60°	BEAM ANGLE 90°	BEAM ANGLE 120°	BEAM ANGLE 60*138°
LED MODULE IP65	SMD	SPD 6KV	LENS	WARRANTY 3Y

LED Light source



Driver



1101. 1955-2551



FLOOD LIGHT 400W Model : OPTO FD 03

APPLICATION / DESCRIPTION

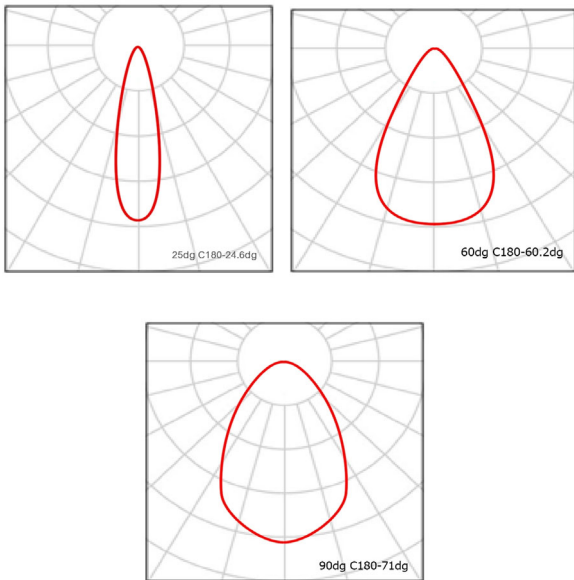
NEW DESIGN OR REPLACE OLD LAMP TO SAVING ENERGY AND LONG DURATION TIME

Specification


MODEL	OPTO FD 03
BODY MATERIAL	ALUMINUM DIE CAST
INPUT VOLTAGE	85-265 VAC 50Hz
LED CHIP	SMD LUMILEDS
POWER	400W
LUMINOUS FLUX	>52000 LUMEN
EFFICACY	>130 Lm/W
COLOR RENDERING INDEX	70 Ra
LED COLOR TEMPERATURE	2700K-7000K
THDi	15%
POWER FACTOR	>0.9
WORKING TEMPERATURE	-20 to 45°C
LIGHTING SOURCE LIFE	50000 Hrs.
SURGE PROTECTION	6KV
IP PROTECTION RATING	IP65
DRIVER	PHILIPS



Lighting distribution curve



Dimension of Product



BEAM ANGLE 25°	BEAM ANGLE 60°	BEAM ANGLE 90°	BEAM ANGLE 120°	BEAM ANGLE 60*138°
LED MODULE IP65	SMD	SPD 6KV	LENS	WARRANTY 3Y

LED Light source



Driver



1800. 1955-2551